
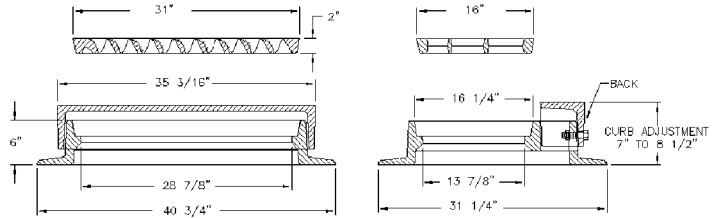


7765 CURB & GUTTER INLET

Heavy duty
 Ductile iron grate
 Fish image on 6" T1 back
 Approximate 163 sq. in. open area

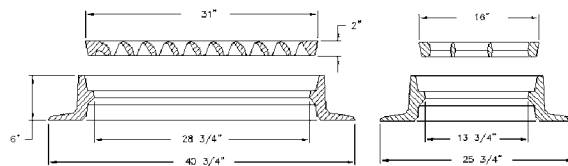


T1 Back



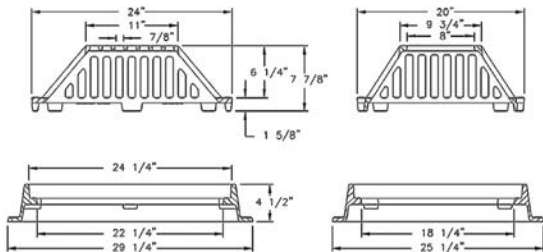
7766 CURB & GUTTER INLET

Heavy duty
 Ductile iron grate — 7765
 Approximate 163 sq. in. open area



7770 CATCH BASIN

Heavy duty
 Machined bearing surfaces



Supplied By:



877-903-7246

www.trenchdrainsupply.com

